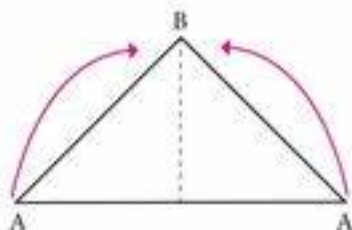
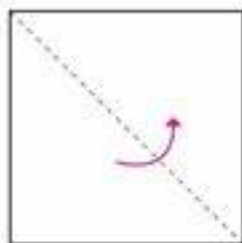
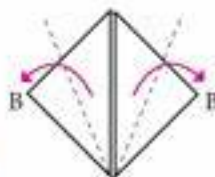


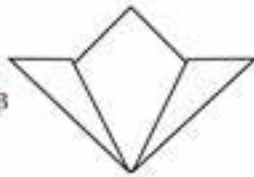
Pliage de fleurs



PLIER LES A SUR B



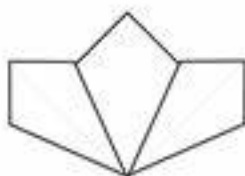
RAMENER LES 2 CENTRE SUR LES B



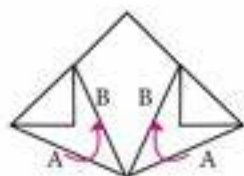
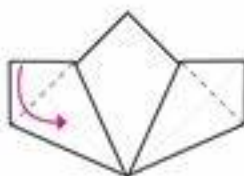
APRÈS PLIAGE



OUVRIR ET APLATIR LES 2 AILLETES



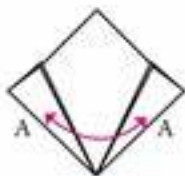
APRÈS OUVERTURE



PLIER LES A SUR B



APRÈS PLIAGE



RAMMENER LES A L'UN SUR L'AUTRE, COLLER



UN PÉTALE FINI APRÈS COLLAGE



UNE FLEUR FINI APRÈS COLLAGE